

Overview

This article gives a summary of the features available on iOS. Using the Zoom Cloud Meetings app on iOS, you can join meetings, chat with contacts, and view a directory of contacts.

This article covers:

- [Sign in and Join](#)
- [Meet & Chat](#)
- [Phone](#)
- [Meetings](#)
- [Contacts](#)
- [Settings](#)
- [Permissions Requested By the Zoom Mobile Client](#)

Prerequisites

- Zoom Cloud Meetings app (available on the [App Store](#))

Sign in and Join



Start a Meeting

Start or join a video meeting on the go



Join a Meeting

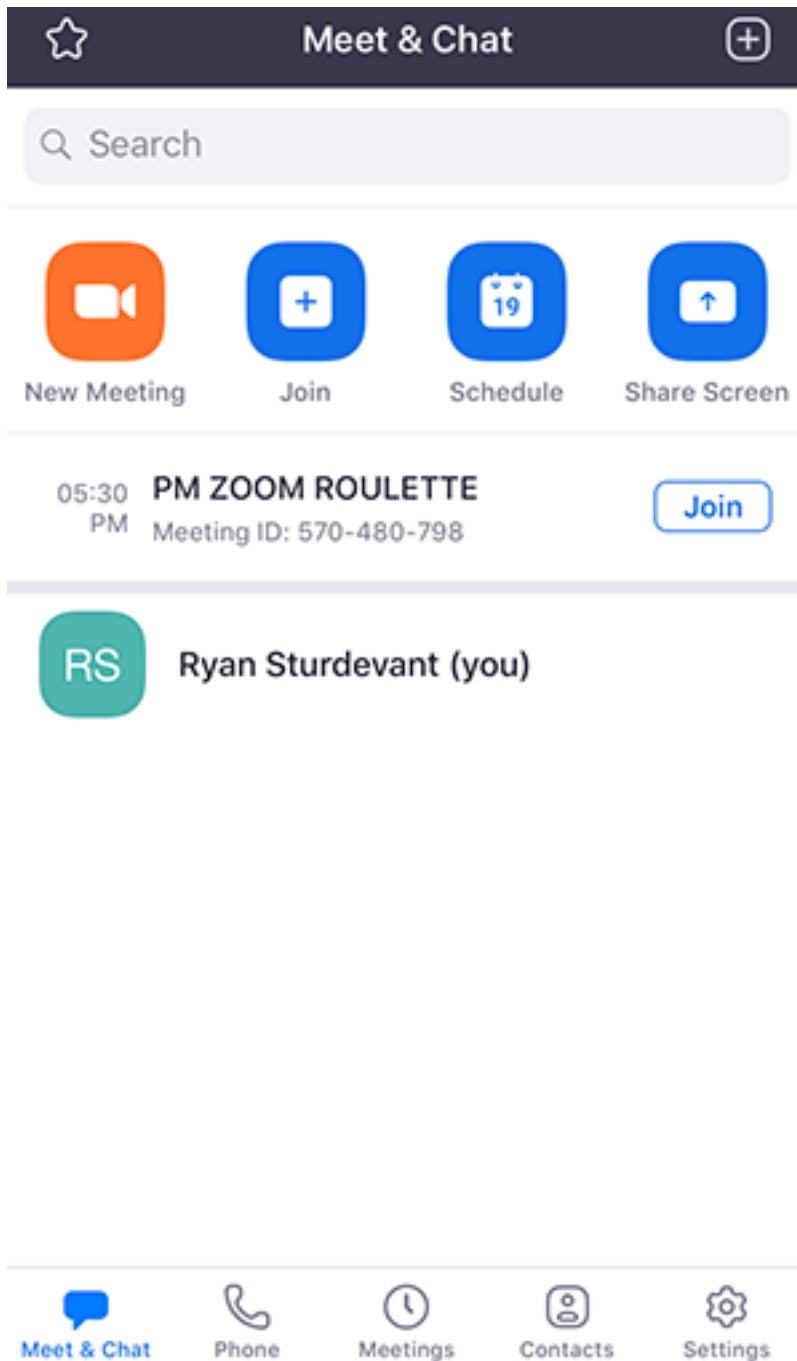
Sign Up

Sign In

Open the Zoom app and sign in to your account to access all features.

You can also [join a meeting](#) without signing in. Tap the gear icon to access basic meeting settings if you join without signing in.



Meet & Chat



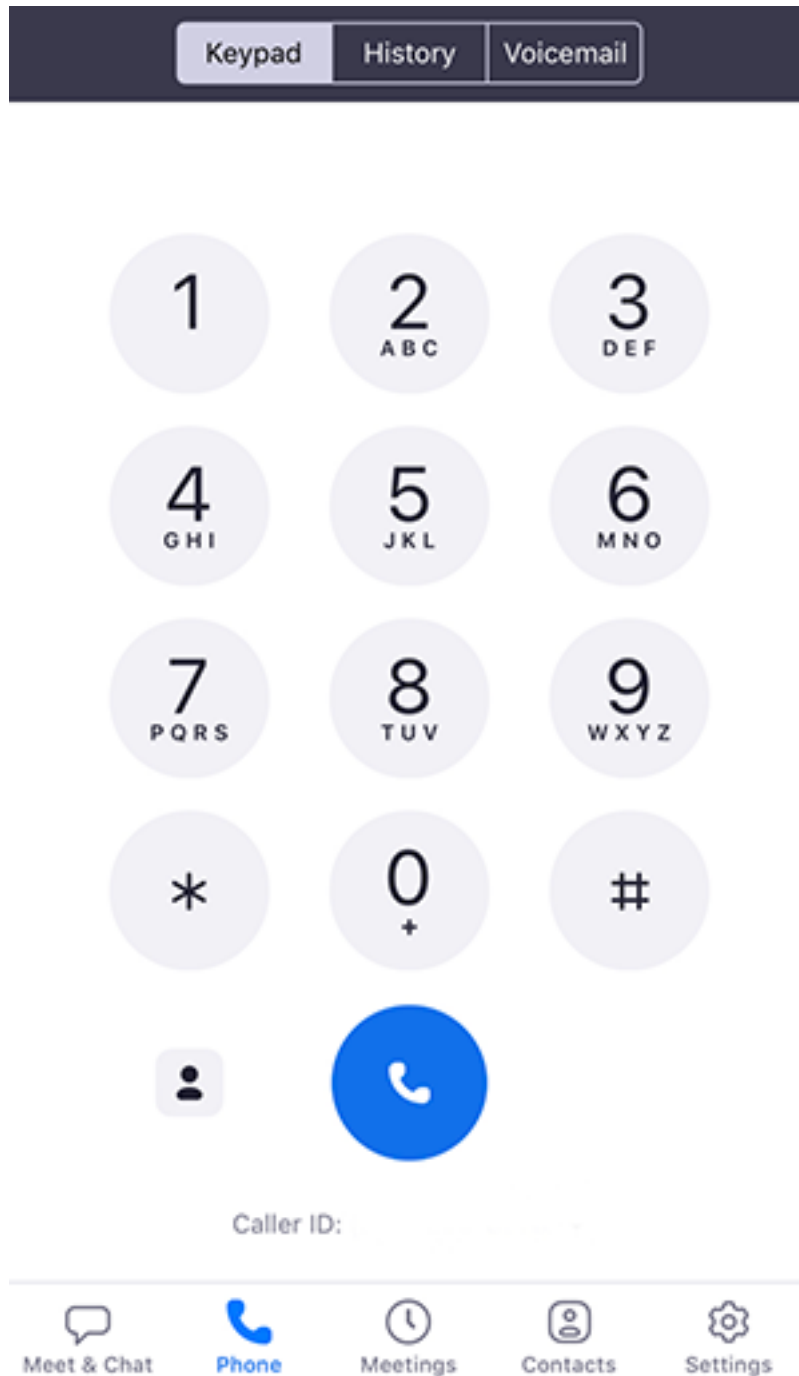
After signing in, tap **Meet & Chat** for these meeting features:

- **New Meeting:** [Start an instant meeting](#) using your [PMI](#) or a new meeting ID. Learn about [in-meeting controls for hosts](#).
- **Join:** [Join a meeting](#) using the meeting ID. Learn about [in-meeting controls for attendees](#).
- **Schedule:** Schedule a [one-time](#) or [recurring](#) meeting.
- **Share Screen:** Enter a sharing key or meeting ID to [share your device screen to a Zoom Room](#)
- Tap your name to use your [personal chat space](#).

You also have access to these chat features:

- Plus icon : Start a one-on-one chat with a contact.
- Star icon : View and start a chat with your starred [contacts](#) and [channels](#).

Phone



Tap **Phone** to use Zoom Phone features.

Note: Zoom Phone license required.

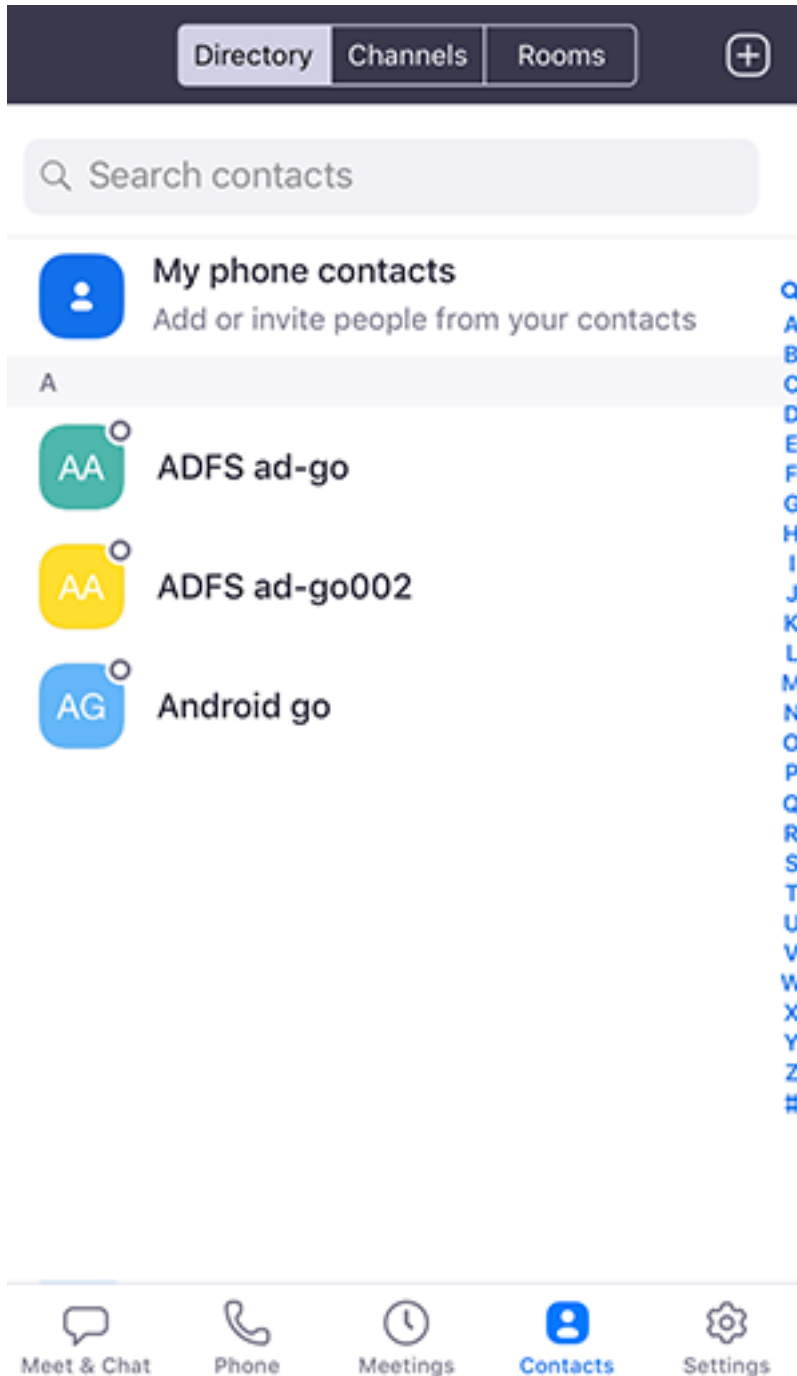
- **Keypad** tab: [Call a number or contact](#) using your direct phone number or company number.
- **History** tab: View your [call log](#) showing answered, missed, and recorded calls.
- **Voicemail** tab: Play and delete [voicemail messages](#).

Meetings


- **Start:** [Start an instant meeting](#) using your [PMI](#) or a meeting you have scheduled
- **Send Invitation:** Invite others to your [PMI](#) by text message, email or copying the meeting details and pasting them into a calendar invite.
- **Edit:** Change the settings of your [PMI](#)
- Tap a scheduled meeting to view, edit, start, join or delete it.

Note: You can only edit, start or delete meetings you are the host of.

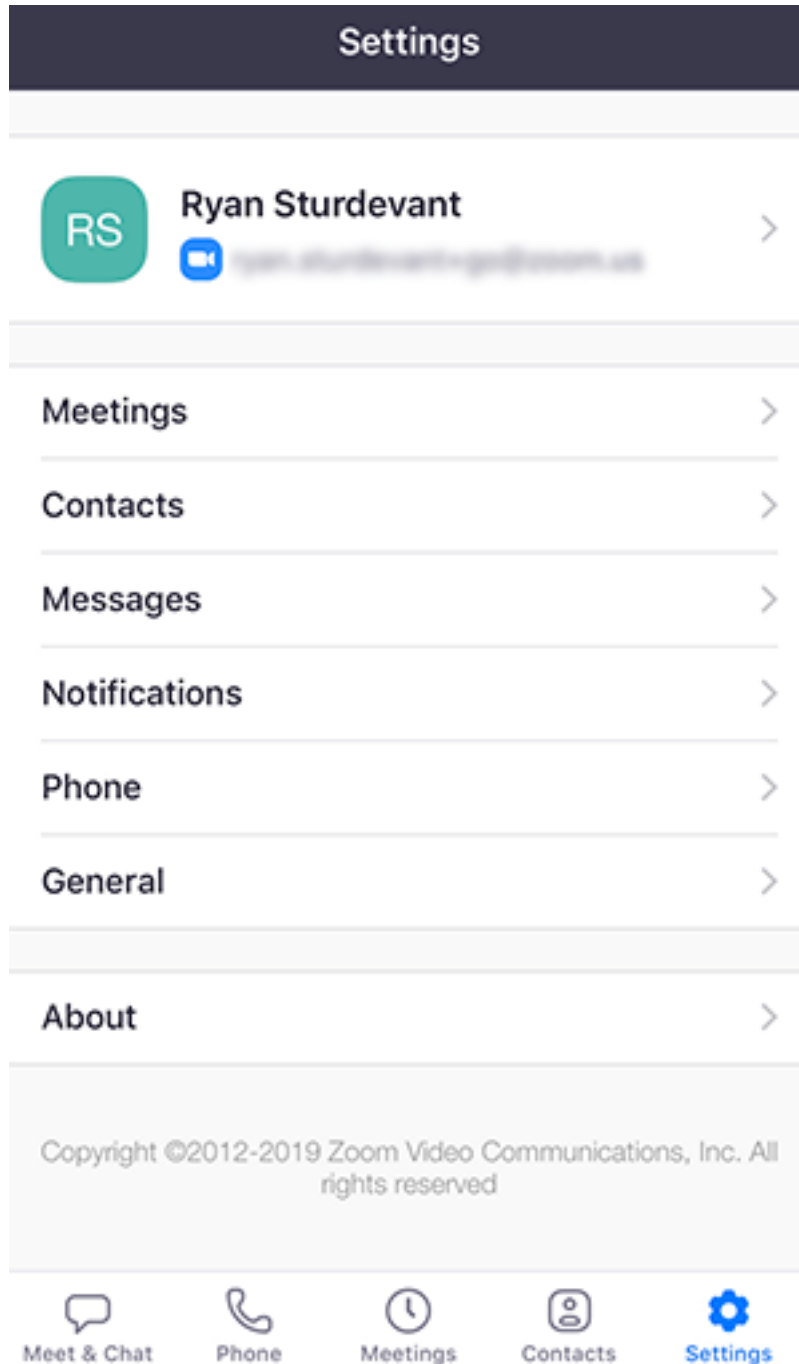
Contacts



Tap **Contacts** to list all your contacts and add new ones.

- **Directory** tab: Tap the contact's to start a one-on-one chat with them.
- **Channels** tab: View a list of starred, public, and private [channels](#).
- **Rooms** tab: View a list of Zoom Rooms. Tap a Zoom Room to start a meeting with it.
- Plus icon : [Add a custom contact](#), [join or create a new channel](#) for group messaging, or add an app from [Zoom Marketplace](#).

Settings



Tap **Settings** to view meeting and chat settings.

- Tap your name to change your profile picture, name, and password.
- **Meetings:** Change [settings](#) for enabling/disabling your microphone, speaker, or video when you join a meeting.
- **Contacts:** Find phone contacts that are using Zoom, and approve [contact requests](#).
- **Messages:** Enable or disable link preview in chat messages.

- **Notifications:** Change when Zoom notifies you of new messages.
- **Phone** (only visible if you have Zoom Phone): View your direct phone number and company number.
- **General:** Enable/disable [integrated calling](#) or blur snapshot on task switcher
- **About:** View the app version and send feedback.

[Learn more about Zoom settings.](#)

Permissions Requested By the Zoom Mobile Client

The Zoom Mobile Client may ask you to authorize access to the following permissions via a pop-up, depending on which features you are accessing in Zoom. You can enable these options before-hand or at your overall discretion by going to **Settings > Zoom** on your device. The following permissions are requested by Zoom:

- **Location**– Allows Zoom to access your location, so it can generate an Emergency Response Location, for when dialing emergency services from Zoom phone.
- **Contacts** – Utilized for Phone Contact Matching (not available for iPads or iPadOS).
- **Calendars**– Allows Zoom to add a meeting as an event in the Calendar app, when a Zoom meeting is scheduled.
- **Photos**– Allows Zoom the ability to access your local photo albums, for adding images to chat messages, or for screen sharing during a meeting or webinar.
- **Microphone** – Joining using built-in audio devices in a meeting or webinar.
- **Camera** – Sharing your video in a meeting or webinar.
- **Siri & Search** – Enables the ability to add Siri Shortcuts including Join the Next Meeting, View Today’s Meetings, Start My Personal Meeting.
- **Notifications**– Allows Zoom the ability to display notifications for chat messages, upcoming meetings, and more.
- **Background App Refresh**– Allows for notifications for Meeting invites when the app is closed and not actively

running.

